

Appendix 1

Ashfield District Council

Treasury Management Strategy Statement

Minimum Revenue Provision Policy Statement and Annual Investment Strategy

2024/25

1 INTRODUCTION

- 1.1 In 2021 CIPFA revised the Treasury Management Code and Prudential Code – changes which impact on Treasury Management Strategy Statement/ Annual Investment Strategy TMSS/AIS reports and the risk management framework.
- 1.1.2 CIPFA published the revised Codes on 20th December 2021 and stated that revisions need to be included in the reporting framework from the 2023/24 financial year. This Council, therefore, has to have regard to these Codes of Practice when it prepares the Treasury Management Strategy Statement and Annual Investment Strategy, and also related reports during the financial year, which are taken to Full Council for approval.
- 1.1.3 The revised Treasury Management Code required all investments and investment income to be attributed to one of the following three purposes: -

Treasury management

Arising from the organisation's cash flows or treasury risk management activity, this type of investment represents balances which are only held until the cash is required for use. Treasury investments may also arise from other treasury risk management activity which seeks to prudently manage the risks, costs or income relating to existing or forecast debt or treasury investments.

Service delivery

Investments held primarily and directly for the delivery of public services including housing, regeneration and local infrastructure. Returns on this category of investment which are funded by borrowing are permitted only in cases where the income is "either related to the financial viability of the project in question or otherwise incidental to the primary purpose".

Commercial return

Investments held primarily for financial return with no treasury management or direct service provision purpose. Risks on such investments should be proportionate to an authority's financial capacity – i.e., that 'plausible losses' could be absorbed in budgets or reserves without unmanageable detriment to local services. An authority must not borrow to invest primarily for financial return.

- 1.1.4 The revised Treasury Management Code requires an authority to implement the following: -
- Adopt a liability benchmark treasury indicator to support the financing risk management of the capital financing requirement; this is to be shown in chart form for a minimum of ten years, with material differences between the liability benchmark and actual loans to be explained;
 - Long-term treasury investments, (including pooled funds), are to be classed as commercial investments unless justified by a cash flow business case;
 - Pooled funds are to be included in the indicator for principal sums maturing in years beyond the initial budget year;
 - Amendment to the knowledge and skills register for officers and Members involved in the treasury management function - to be proportionate to the size and complexity of the treasury management conducted by each authority;

- Reporting to Members is to be done quarterly. Specifically, the Chief Finance Officer (CFO) is required to establish procedures to monitor and report performance against all forward-looking prudential indicators at least quarterly. The CFO is expected to establish a measurement and reporting process that highlights significant actual or forecast deviations from the approved indicators. However, monitoring of prudential indicators, including forecast debt and investments, is not required to be taken to Full Council and should be reported as part of the authority's integrated revenue, capital and balance sheet monitoring;
- Environmental, Social and Governance (ESG) issues to be addressed within an authority's treasury management policies and practices (TMP1).

1.1.5 The main requirements of the Prudential Code relating to service and commercial investments are: -

- The risks associated with service and commercial investments should be proportionate to their financial capacity – i.e. that plausible losses could be absorbed in budgets or reserves without unmanageable detriment to local services;
- An authority must not borrow to invest for the primary purpose of commercial return;
- It is not prudent for local authorities to make any investment or spending decision that will increase the CFR, and so may lead to new borrowing, unless directly and primarily related to the functions of the authority, and where any commercial returns are either related to the financial viability of the project in question or otherwise incidental to the primary purpose;
- An annual review should be conducted to evaluate whether commercial investments should be sold to release funds to finance new capital expenditure or refinance maturing debt;
- A prudential indicator is required for the net income from commercial and service investments as a proportion of the net revenue stream;
- Create new Investment Management Practices to manage risks associated with non-treasury investments, (similar to the current Treasury Management Practices).

1.1.6 An authority's Capital Strategy or Annual Investment Strategy should include: -

- The authority's approach to investments for service or commercial purposes (together referred to as non-treasury investments), including defining the authority's objectives, risk appetite and risk management in respect of these investments, and processes ensuring effective due diligence;
- An assessment of affordability, prudence and proportionality in respect of the authority's overall financial capacity (i.e., whether plausible losses could be absorbed in budgets or reserves without unmanageable detriment to local services);

- Details of financial and other risks of undertaking investments for service or commercial purposes and how these are managed;
- Limits on total investments for service purposes and for commercial purposes respectively (consistent with any limits required by other statutory guidance on investments);
- Requirements for independent and expert advice and scrutiny arrangements (while business cases may provide some of this material, the information contained in them will need to be periodically re-evaluated to inform the authority's overall strategy);
- State compliance with paragraph 51 of the Prudential Code in relation to investments for commercial purposes, in particular the requirement that an authority must not borrow to invest primarily for financial return.

As this TMSS and AIS deals solely with treasury management investments, the categories of service delivery and commercial investments should be addressed as part of the Capital Strategy report.

However, as investments in commercial property have implications for cash balances managed by the treasury team, it will be for each authority to determine whether to add a high level summary of the impact that commercial investments have, or may have, if it is planned to liquidate such investments within the three year time horizon of this report, (or a longer time horizon if that is felt appropriate).

1.2.1 Background

- 1.2.2 The Council is required to operate a balanced budget, which broadly means that cash raised during the year will meet cash expenditure. Part of the treasury management operation is to ensure that this cash flow is adequately planned, with cash being available when it is needed. Surplus monies are invested in low risk counterparties or instruments commensurate with the Council's low risk appetite, providing adequate liquidity initially before considering investment return.
- 1.2.3 The second main function of the treasury management service is the funding of the Council's capital plans. These capital plans provide a guide to the borrowing need of the Council, essentially the longer-term cash flow planning, to ensure that the Council can meet its capital spending obligations. This management of longer-term cash may involve arranging long or short-term loans or using longer-term cash flow surpluses. On occasions, when it is prudent and economic, any debt previously drawn may be restructured to meet Council risk or cost objectives.
- 1.2.4 The contribution the treasury management function makes to the authority is critical, as the balance of debt and investment operations ensure liquidity or the ability to meet spending commitments as they fall due, either on day-to-day revenue or for larger capital projects. The treasury operations will see a balance of the interest costs of debt and the investment income arising from cash deposits affecting the available budget. Since cash balances generally result from reserves and balances, it is paramount to ensure adequate security of the sums invested, as a loss of principal will in effect result in a loss to the General Fund Balance.

1.2.5 CIPFA defines treasury management as:

“The management of the organisation’s borrowing, investments and cash flows, its banking, money market and capital market transactions; the effective control of the risks associated with those activities; and the pursuit of optimum performance consistent with those risks.”

1.3 External Context

1.3.1 The information relating to the overall global position of the UK financial markets is currently provided by the Council’s Treasury Management Advisers, Link Asset Services. They continue to update the Council with information including on-going market activity surrounding inflation, interest rates and the banking sector.

1.3.2 The first half of 2023/24 saw:

- Interest rates rise by a further 100bps, taking Bank Rate from 4.25% to 5.25% and, possibly, the peak in the tightening cycle.
- Short, medium and long-dated gilts remain elevated as inflation continually surprised to the upside.
- CPI inflation falling from 8.7% in April to 6.7% in September, its lowest rate since February 2022, but still the highest in the G7.
- Core CPI inflation declining to 6.1% in September from 7.1% in April and May, a then 31 years high.
- A cooling in labour market conditions, but no evidence yet that it has led to an easing in wage growth (as the 3myy growth of average earnings rose by 7.8% for the period June to August, excluding bonuses).

1.3.3 The registering of 0% GDP for Q3 suggests that underlying growth has lost momentum since earlier in the year.

1.3.4 As the growing drag from higher interest rates intensifies over the next six months, we think the economy will continue to lose momentum and soon fall into a mild recession. Strong labour demand, fast wage growth and government handouts have all supported household incomes over the past year. And with CPI inflation past its peak and expected to decline further, the economy has got through the cost-of-living crisis without recession. But even though the worst of the falls in real household disposable incomes are behind us, the phasing out of financial support packages provided by the government during the energy crisis means real incomes are unlikely to grow strongly. Higher interest rates will soon bite harder too. We expect the Bank of England to keep interest rates at the probable peak of 5.25% until the second half of 2024. Mortgage rates are likely to stay above 5.0% for around a year.

1.4 Key Principles

1.4.1 The Council will follow three key principles with regards to its treasury activity:

Public service organisations should put in place formal and comprehensive objectives, policies and practices, strategies and reporting arrangements for the effective management and control of their treasury management activities.

Their policies and practices should make clear that the effective management and control of risk are prime objectives of their treasury management activities and that responsibility for these lies clearly within their organisations. Their appetite for risk should form part of their annual strategy, including any use of financial instruments

for the prudent management of those risks, and should ensure that priority is given to security and portfolio liquidity when investing treasury management funds.

They should acknowledge that the pursuit of value for money in treasury management, and the use of suitable performance measures, are valid and important tools for responsible organisations to employ in support of their business and service objectives; and that within the context of effective risk management, their treasury management policies and practices should reflect this.

1.5 Reporting requirements

1.5.1 The Cabinet is required to receive and approve, as a minimum, three main treasury management reports each year, which incorporate a variety of policies, estimates and actuals. Council are required to approve the Treasury Management Strategy including the Annual Investment Strategy.

1.5.2 **Treasury Management Strategy including Annual Investment Strategy, prudential and treasury indicators (this report)** - The first, and most important report covers:

- the capital plans (including prudential indicators);
- a minimum revenue provision (MRP) policy (how residual capital expenditure is charged to revenue over time);
- the treasury management strategy (how the investments and borrowings are to be organised) including treasury indicators; and
- an investment strategy (the parameters on how investments are to be managed).

1.5.3 **A Mid-year Treasury Management Report** – This will update Members with the progress of the capital position, amending prudential indicators as necessary, and whether any policies require revision. This report is presented to the Audit Committee.

1.5.4 **An Annual Treasury Report** – This provides details of a selection of actual prudential and treasury indicators and actual treasury operations compared to the annual estimates within the strategy.

1.6 Scrutiny

The above reports are required to be adequately scrutinised before being recommended to the Council or/and Cabinet. This role is undertaken by the Audit Committee.

Table 1 below shows the reporting timetable for Treasury Management reports

Table 1 – Reporting timetable

Report to Council and Cabinet	Frequency
Treasury Management Strategy / Annual Investment Strategy and MRP Policy	Annually before the start of the year (1st April)
Reports to Cabinet	Frequency
Mid-Year Treasury Management Report	Annually mid-year (October/November/December)
Treasury Outturn Report	Annually after the year end and by the 30 September
Quarterly Outturn Reports	Quarter 1 and Quarter 3 (Quarter 2 included in mid-year report and Quarter 4 included on Outturn Report)
Reports to Audit Committee	Frequency
Receives each of the above reports in advance of Council/Cabinet (where applicable) and makes recommendations as appropriate	In advance of year/mid-year/after year end reports to Cabinet/Council

1.7 Capital Strategy

1.7.1 The Prudential Code 2021 confirms the requirement for all local authorities to produce a Capital Strategy report, which is intended to provide the following: -

- a high-level overview of how capital expenditure, capital financing and treasury management activity contribute to the provision of services.
- an overview of how the associated risk is managed; and
- the implications for future financial sustainability

1.7.2 The aim of this report is to ensure that all elected Members of the Council fully understand the overall strategy, governance procedures and risk appetite entailed in this Strategy.

1.7.3 The Capital Strategy will include capital expenditure, investments and liabilities and treasury management in sufficient detail to allow all Members to understand how stewardship, value for money, prudence, sustainability and affordability will be secured.

1.7.4 The Capital Strategy is required to be approved by Council before the start of the new financial year in accordance with the Prudential Code 2021. The Capital Strategy will be received by Audit Committee in advance of Council for scrutiny and recommendations.

1.8 Non-Treasury Management Investments

1.7.1 The Department for Levelling Up, Housing and Communities (DLUHC) issued revised Statutory Guidance on Local Government Investments (2018). The statutory guidance extended the definition of investment and states that:

“The definition of an **investment** covers all of the financial assets of a local authority as well as other non-financial assets that the organisation holds primarily or partially to generate a profit; for example, investment property portfolios. This may therefore include investments that are not managed as part of normal treasury management processes or under treasury management delegations.

The Guidance requires that for each financial year, a local authority should prepare an Investment Strategy, which should be approved by full Council.

- 1.7.2 This Council will ensure that all the organisation's non-treasury management investments are included in a non-treasury management investment strategy, which will be incorporated into the Capital Strategy. This will set out, where relevant, the organisation's risk appetite and specific policies and arrangements for non-treasury investments. It will be recognised that the risk appetite for these activities may differ from that for treasury management.
- 1.7.3 The Council recognises that investment in other financial assets and property primarily for financial return, taken for non-treasury management purposes, requires careful investment management. Such activity includes loans supporting service outcomes, investment in subsidiaries, and investment property portfolios.
- 1.7.4 The Council will maintain a schedule setting out a summary of existing material investments, subsidiaries, joint ventures and liabilities including financial guarantees and the organisation's risk exposure.

1.8 Treasury Management Strategy

- 1.8.1 The Treasury Management Strategy covers two main areas:

Capital issues

- the capital plans and the prudential indicators;
- the minimum revenue provision (MRP) policy.

Treasury management issues

- the current treasury position;
- treasury indicators which limit the treasury risk and activities of the Council;
- prospects for interest rates;
- the borrowing strategy;
- policy on borrowing in advance of need;
- debt rescheduling;
- the investment strategy;
- creditworthiness policy;
- Apportioning interest to the Housing Revenue Account and
- the policy on use of external service providers.

- 1.8.2 These elements cover the requirements of the Local Government Act 2003, DLUHC Investment Guidance, DLUHC MRP Guidance, the CIPFA Prudential Code and the CIPFA Treasury Management Code.

1.9 Cash and Cash Flow Management

- 1.9.1 It is important that the Council maintains regular cash flow projections to ensure that the Council has enough cash to meet its liabilities in a timely manner, minimises borrowing costs and, where practical to do so, invest surplus cash balances.

1.10 Training

- 1.10.1 The CIPFA Code requires the responsible officer to ensure that Members with responsibility for treasury management receive adequate training in treasury management. This especially applies to Members responsible for scrutiny.
- 1.10.2 Those charged with governance have a personal responsibility to ensure they have the appropriate skills and training for their role.
- 1.10.3 A training session delivered by Link Asset Services, the Council's treasury management advisors was held for the Audit Committee and extended to all Members on the 23 November 2023.

1.11 Treasury management consultants

- 1.11.1 The Council recognises that there is value in employing external providers of treasury management services in order to acquire access to specialist skills and resources. The Council currently uses Link Asset Services, Treasury solutions as its external treasury management advisors. The contract for this service commenced on 1st April 2021. The Council monitors the services it receives against the terms of their appointment in the contract.
- 1.11.2 The Council also recognises that responsibility for treasury management decisions remains with the organisation at all times and will ensure that undue reliance is not placed upon our external service providers. All decisions will be undertaken with regards to all available information, including, but not solely, information from our treasury advisors.
- 1.11.3 The scope of investments within the Council's operations now includes both conventional treasury investments, (the placing of residual cash from the Council's functions), and more commercial type investments, such as investment properties. The commercial type investments require specialist advisers, that is beyond the advice received by the treasury advisors.

THE CAPITAL PRUDENTIAL AND TREASURY INDICATORS

- 2.1.1 The Council's capital expenditure plans are the key driver of treasury management activity. The output of the capital expenditure plans is reflected in the prudential indicators, which are designed to assist Members' overview and confirm capital expenditure plans.
- 2.1.2 The Council will ensure that all of its capital and investment plans and borrowing are prudent and sustainable. In doing so it will take into account its arrangements for the repayment of debt (including through MRP) and consideration of risk and the impact, and potential impact, on the authority's overall fiscal sustainability. While indicators for sustainability are required to be set over a minimum 3 year rolling period, indicators should be set in line with a Capital Strategy and Asset Management Plan that is sustainable over the longer term. There should also be separate indicators for the Housing Revenue Account (HRA).

2.2 Capital expenditure

Table 2 below summarises the Council's capital expenditure plans, both those agreed previously, and those forming part of this budget cycle. The Capital Programme for 2023/24 to 2027/28 is to be presented to Cabinet as a separate agenda item at the 19th February 2024 Cabinet meeting, with final approval being

sought by Council on 4th March 2024. Members will be asked to approve the capital expenditure forecasts at least annually.

Table 2 - Capital Expenditure

Capital expenditure £m	2022/23 Actual	2023/24 Estimate	2024/25 Estimate	2025/26 Estimate	2026/27 Estimate	2027/28 Estimate
General Fund	15.358	32.509	53.027	19.819	5.860	6.110
HRA	17.350	16.492	25.030	18.342	18.474	15.968
Total	32.708	49.001	78.057	38.161	24.334	22.078

Table 3 below summarises how the capital expenditure plans will be financed by capital or revenue resources. Any shortfall of resources results in a borrowing need. The Direct Revenue Financing is mainly use of Housing Revenue Account reserves to support the Decent Homes work and Affordable Housing Development Schemes.

Table 3 - Financing of the Capital Expenditure

Financing of Capital expenditure £m	2022/23 Actual	2023/24 Estimate	2024/25 Estimate	2025/26 Estimate	2026/27 Estimate	2027/28 Estimate
Capital Receipts	2.630	3.152	1.480	1.480	1.480	1.480
Capital Grants	16.588	21.153	38.649	4.968	1.110	1.110
Capital Reserves	0.460	0.000	0.000	0.000	0.000	0.000
Direct Revenue Financing	11.039	14.336	20.432	16.862	16.994	14.488
Borrowing Requirement	1.991	10.360	17.496	14.851	4.750	5.000
Total	32.708	49.001	78.057	38.161	24.334	22.078

2.3 The Council's borrowing need (the Capital Financing Requirement)

The second prudential indicator is the Council's Capital Financing Requirement (CFR). The CFR is simply the total historic outstanding capital expenditure which has not yet been paid for from either revenue or capital resources (it is the historic unfunded capital expenditure). It is essentially a measure of the Council's indebtedness and therefore its underlying borrowing need. Any capital expenditure above, which is financed by borrowing will increase the CFR. The CFR does not increase indefinitely, as the minimum revenue provision (MRP) is a statutory annual revenue charge which broadly reduces the indebtedness in line with each asset's life, and so charges the economic consumption of capital assets to revenue as they are used. The CFR includes any other long-term liabilities (e.g. PFI schemes, finance leases). Whilst these increase the CFR, and therefore the Council's borrowing requirement, these types of scheme include a borrowing facility by the PFI or lease provider and so the Council is not required to separately borrow for these schemes. The Council currently has no PFI schemes or other long-term liabilities.

2.4 IFRS 16 Lease accounting becomes effective on 1st April 2024. This accounting standard requires that both finance leases and operating leases are included on the Balance Sheet. Previously the requirement was only for finance leases to be shown

on the Balance Sheet. This in effect means that any existing operating leases and any new leases the Council enters into will need to be treated as capital expenditure and increase the CFR. The Council is currently assessing the impact of the introduction of this new standard, although it is not expected to be material. The capital prudential indicators reflect lease asset costs from year 2024/25 which is the year the standard becomes effective from.

2.5 Core funds and expected investment balances

As outlined above the underlying borrowing for capital purposes is measured by the Capital Financing Requirement (CFR), while usable reserves and working capital are the underlying resources available for investment. The Council's current strategy is to maintain actual borrowing and investments below their underlying levels, sometimes known as internal borrowing.

2.6 Table 4 below outlines the Balance Sheet Summary and Forecast excluding the Planned Commercial Investment Property. It shows the actual external debt (the treasury management operations), against the underlying capital borrowing need (CFR), highlighting the Council's level of under/over borrowing. It also includes a forecast for the year-end balances for usable reserves and working capital (the resources available to internally borrow against) and shows the forecast level of investment or new external debt.

2.7 The Council has an increasing CFR until the end of 2026/27 due to future planned unfunded capital expenditure. After which the CFR reduces as *MRP charges exceed unfunded capital expenditure*. This position is continually reviewed due to the level of reserves and working capital having many variables and due to slippage in delivery of the capital programme making forecasting with certainty difficult. It shows a high-level direction of travel and indicates we may need to take on external debt in future years. The associated costs for external borrowing have been provided for in the Medium-Term Financial Strategy.

Table 4 - Balance Sheet Summary and Forecast

31st March:	2023	2024	2025	2026	2027	2028
Capital Financing Requirement	166.3	174.3	188.9	200.6	196.7	192.4
Less: External Borrowing	-90.5	-86.3	-85.1	-82.3	-82.3	-82.0
Under(Over) Borrowing	75.8	88.0	103.9	118.3	114.3	110.4
Less: Usable Reserves plus working Capital	-81.6	-78.1	-74.6	-72	-72.5	-72.5
Investments / (New Borrowing)	5.8	-9.9	-29.3	-46.3	-41.8	-37.9

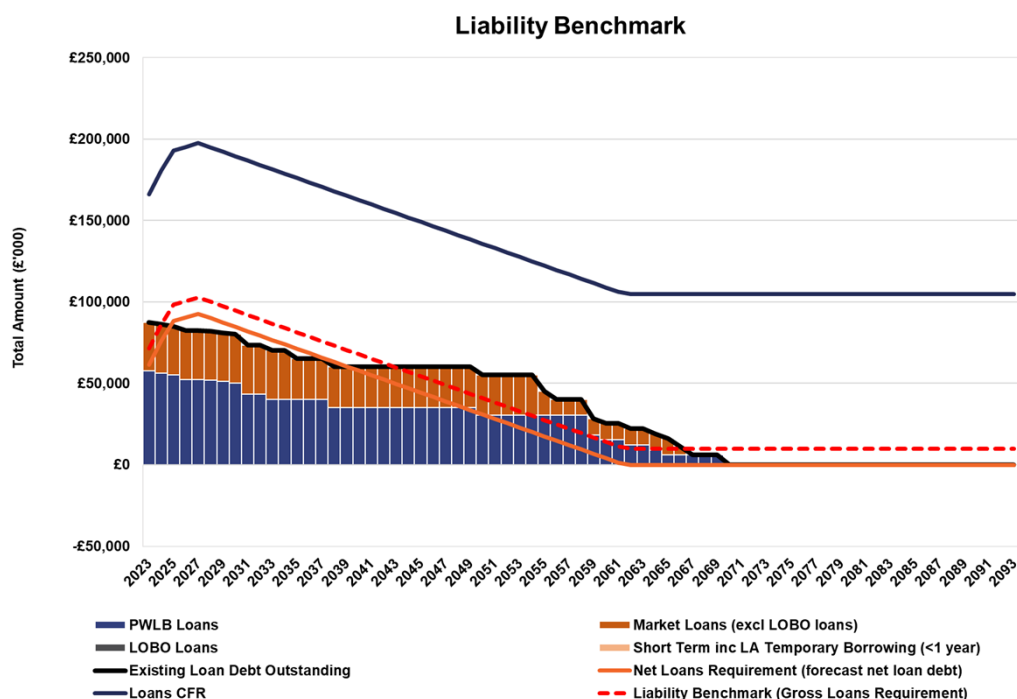
2.8 The 2021 Treasury Management Code introduced the Liability Benchmark (LB).

There are four components to the LB (see Table 4 below): -

- **Existing loan debt outstanding:** the Authority's existing loans that are still outstanding in future years.
- **Loans CFR:** this is calculated in accordance with the loans CFR definition in the Prudential Code and projected into the future based on approved prudential borrowing and planned MRP.

- **Net loans requirement:** this will show the Authority's gross loan debt less treasury management investments at the last financial year-end, projected into the future and based on its approved prudential borrowing, planned MRP and any other major cash flows forecast.
- **Liability benchmark** (or gross loans requirement): this equals net loans requirement plus short-term liquidity allowance.

Table 5 – Liability Benchmark



2.8 Affordability prudential indicators

The Strategy details the overall capital and control of borrowing prudential indicators, but within this framework, prudential indicators are required to assess the affordability of the capital investment plans. These provide an indication of the impact of the capital investment plans on the Council's overall finances.

2.9 Ratio of financing costs to net revenue stream (See Appendix A Table 1)

This indicator identifies the trend in the cost of capital (borrowing and other long term obligation costs net of investment income) against the net revenue stream. The estimates of financing costs include current commitments and the proposals in the budget report.

2.10 Treasury indicators for debt (See Appendix A Table 8 and 9)

There are three debt related treasury activity limits. The purpose of these is to restrain the activity of the treasury function within certain limits, thereby managing risk and reducing the impact of any adverse movement in interest rates. However, if these are set to be too restrictive, they will impair the opportunities to reduce costs / improve performance. The indicators are:

- Upper limits on variable interest rate exposure. This identifies a maximum limit for variable interest rates based upon the debt position net of investments;
- Upper limits on fixed interest rate exposure. This is similar to the previous indicator and covers a maximum limit on fixed interest rates;

- Maturity structure of borrowing. These gross limits are set to reduce the Council's exposure to large fixed rate sums falling due for refinancing and are required for upper and lower limits.

2.11 **Treasury Indicators: limits to borrowing activity**

2.12 **The operational boundary (See Appendix A Table 6).** This is the limit beyond which external debt is not normally expected to exceed. In most cases, this would be a similar figure to the CFR, but may be lower or higher depending on the levels of actual debt and the ability to fund under-borrowing by other cash resources.

2.13 **The authorised limit for external debt (See Appendix A Table 5).** A further key prudential indicator represents a control on the maximum level of borrowing. This represents a limit beyond which external debt is prohibited, and this limit needs to be set or revised by the full Council. It reflects the level of external debt which while not desired, could be afforded in the short term, but is not sustainable in the longer term. This is the statutory limit determined under section 3 (1) of the Local Government Act 2003. The Government retains an option to control either the total of all councils' plans, or those of a specific council, although this power has not yet been exercised.

The latest Affordability Prudential Indicators and Treasury Indicators are attached at Appendix 'A'.

TREASURY MANAGEMENT STRATEGY STATEMENT

2.14 The capital expenditure plans set out details of the service activity of the Council. The treasury management function ensures that the Council's cash is organised in accordance with the relevant professional codes, so that sufficient cash is available to meet this service activity and the Council's Capital Strategy. This will involve both the organisation of the cash flow and, where capital plans require, the organisation of appropriate borrowing facilities. The Strategy covers the relevant treasury / prudential indicators, the current and projected debt positions and the Annual Investment Strategy.

2.15 This Council defines its treasury management activities as:

The management of the authority's borrowing, investments and cash flow, its banking, money market and capital market transactions; the effective control of the risks associated with those risks; and the pursuit of optimum performance consistent with those risks.

This Council regards the successful identification, monitoring and control of risk to be the prime criteria by which the effectiveness of its treasury management activities will be measured. Accordingly, the analysis and reporting of treasury management activities will focus on their risk implications for the organisation, and any financial instruments entered into to manage these risks.

This Council acknowledges that effective treasury management will provide support towards the achievement of its business and service objectives. It is therefore committed to the principles of achieving value for money in treasury management, and to employing suitable comprehensive performance measurement techniques, within the context of effective risk management.

2.16 The investment policy objective of this Council is the prudent investment of its treasury balances. The Council's investment priorities are the security of capital and liquidity of its investments so that funds are available for expenditure when needed. Both the CIPFA code and DLUHC guidance require the Authority to invest its funds prudently, and to have regard to the security and liquidity of its investments before seeking the highest rate of return or yield. The generation of investment income to support the provision of local authority services is important, but is a secondary objective.

2.17 The Council's borrowing objectives are to minimise the revenue costs of debt whilst maintaining a balanced loan portfolio. The Council will set an affordable borrowing limit each year in compliance with the Local Government Act 2003 and will have regard to the CIPFA Prudential Code for Capital Finance in Local Authorities when setting that limit.

2.18 **Current portfolio position**

The Council's current treasury portfolio position is set out in **Appendix 'B'**.

2.19 **Prospects for interest rates**

The Council has appointed Link Asset Services as its treasury advisor and part of their service is to assist the Council to formulate a view on interest rates. The details of their latest view is shown in **Appendix 'C'** to this report.

2.20 **Borrowing strategy**

2.20.1 The Council is currently maintaining an under-borrowed position. This means that the capital borrowing need (the Capital Financing Requirement), has not been fully funded with loan debt. Cash supporting the Council's reserves, balances and cash flow has been used as a temporary measure. This strategy remains prudent. Counterparty risk is still an issue that needs to be considered.

2.20.2 Against this background and the risks within the economic forecast, caution will be adopted within the treasury operations. The S151 Officer will monitor interest rates in financial markets and adopt a pragmatic approach to changing circumstances. Any decisions will be reported to the appropriate decision making body at the next available opportunity.

2.20.3 The approved sources of long term and short term borrowing are:

- Public Works Loans Board (PWLB) and any successor body.
- Any institution approved for investments (see Annual Investment Strategy below)
- Any bank or building society authorised to operate in the UK.
- UK public bodies including pension funds (excluding Nottinghamshire County Council Pension Fund)
- Capital Market bond investors.

2.20.4 In addition, capital finance may be raised by the following methods that are not classed as borrowing, but may be classed as other debt liabilities:

- Operating and Finance leases
- Hire Purchase
- Sale and leaseback

2.20.5 **LOBOs:** The Council holds £15m of LOBO (Lender's Option Borrower's Option) loans where the lender has the option to propose an increase in the interest rate at set dates, following which the Council has the option either to accept the new rate or to repay the loan at no additional cost. There will be two options in 2024/25. The Council will take the option to repay LOBO loans at no cost if it has the opportunity to do so. It is unlikely that the Council will take out any new LOBO loans in the future.

2.21 **Policy on borrowing in advance of need**

The Council will not borrow more than or in advance of its needs purely in order to profit from the investment of the extra sums borrowed. Any decision to borrow in advance will be within forward approved Capital Financing Requirement estimates and will be considered carefully to ensure that value for money can be demonstrated and that the Council can ensure the security of such funds. Risks associated with any borrowing in advance activity will be subject to prior appraisal and subsequent reporting through the mid-year or annual reporting mechanism.

2.21.1 Within the range of prudential indicators there are a number of key indicators to ensure that the Council operates its activities within well-defined limits. One of these is that the Council needs to ensure that its gross debt does not, except in the short term, exceed the total of the CFR in the preceding year plus the estimates of any additional CFR for 2023/24 and the following two financial years. This allows some flexibility for limited early borrowing for future years but ensures that borrowing is not undertaken for revenue or speculative purposes.

2.21.2 The Corporate Resources Director reports that the Council complied with this prudential indicator in the current year and does not envisage difficulties for the future. This view takes into account current commitments, existing plans, and the proposals in the 2024/25 annual budget report.

2.22 Debt rescheduling

2.22.1 Rescheduling of current borrowing in our debt portfolio may be considered whilst premature redemption rates remain elevated but only if there is surplus cash available to facilitate any repayment, or rebalancing of the portfolio to provide more certainty is considered appropriate.

2.22.2 The reasons for any debt rescheduling to take place will include:

- the generation of cash savings and / or discounted cash flow savings;
- helping to fulfil the treasury strategy;
- Enhance the balance of the portfolio (amend the maturity profile and/or the balance of volatility).

2.23 Apportioning interest to the Housing Revenue Account

2.23.1 The Council currently operates a one pool approach on external debt. The interest charges are initially charged to the General Fund and recharged to the Housing Revenue Account (HRA) through the Item 8 (item 8 of Part I and item 8 of Part II of Schedule 4 to, the Local Government and Housing Act 1989) adjustment. The Council has fixed the interest rate charged on the Capital Financing Requirement (CFR) of the HRA to 4.43%. The HRA CFR is currently £80.061m. If this does not change the annual interest amount charged to the HRA will be £3.547m.

2.23.2 The Council will credit the HRA each year with its share of interest receivable. This will be calculated by multiplying the average HRA reserve balances by the average interest receivable percentage.

3 ANNUAL INVESTMENT STRATEGY

3.1.1 Investment policy

- 3.1.2 The Council's investment policy has regard to the DLUHC's Guidance on Local Government Investments ("the Guidance") and the CIPFA Treasury Management in Public Services Code of Practice and Cross Sectoral Guidance Notes 2021 ("the CIPFA TM Code"). The Council's investment priorities will be security first, portfolio liquidity second, and then return.
- 3.1.3 In accordance with the above guidance from the DLUHC and CIPFA, and in order to minimise the risk to investments, the Council applies minimum acceptable credit criteria in order to generate a list of highly creditworthy counterparties which also enables diversification and thus avoidance of concentration risk. The key ratings used to monitor counterparties are the Short Term and Long Term ratings.
- 3.1.4 Ratings will not be the sole determinant of the quality of an institution; it is important to continually assess and monitor the financial sector on both a micro and macro basis and in relation to the economic and political environments in which institutions operate. The assessment will also take account of information that reflects the opinion of the markets. To achieve this consideration, the Council will engage with its advisors to maintain a monitor on market pricing such as "credit default swaps" and overlay that information on top of the credit ratings.
- 3.1.5 Other information sources used will include the financial press, share price and other such information pertaining to the banking sector in order to establish the most robust scrutiny process on the suitability of potential investment counterparties.

3.2 Creditworthiness policy

- 3.2.1 The primary principle governing the Council's investment criteria is the security of its investments, followed by liquidity, although the yield or return on the investment is also a key consideration. After this main principle, the Council will ensure that:
- It maintains a policy covering both the categories of investment types it will invest in, criteria for choosing investment counterparties with adequate security, and monitoring their security. This is set out in the specified and non-specified investment sections below; and
 - It has sufficient liquidity in its investments. For this purpose, it will set out procedures for determining the maximum periods for which funds may prudently be committed. These procedures also apply to the Council's prudential indicators covering the maximum principal sums invested.
- 3.2.2 The S151 Officer will maintain a counterparty list in compliance with the following criteria and will revise the criteria and submit them to Council for approval as necessary. These criteria are separate to that which determine which types of investment instrument are either specified or non-specified as it provides an overall pool of counterparties considered high quality which the Council may use, rather than defining what types of investment instruments are to be used.
- 3.2.3 Credit rating information is supplied by Link Asset Services, our treasury advisors, on all active counterparties that comply with the criteria below. Any counterparty failing to meet the criteria would be omitted from the counterparty (dealing) list.

- 3.2.4 The intention of the Strategy is to provide security of investment and the minimisation of risk. The aim is to generate a list of highly creditworthy counterparties which will also enable diversification and thus avoidance of concentration risk.

The Council's general policy objective is to invest its surplus funds prudently. The Council's investment priorities are:

highest priority - security of the invested capital;
followed by - liquidity of the invested capital (this enables the Council to react to changing circumstances);
finally - an optimum yield which is proportionate with security and liquidity.

Investments made by the Council's Officers are restricted to the following organisations:-

- (a) Banks or Building Societies who currently meet the Link Asset Services suggested investment duration
- (b) Nationalised Industries and Statutory Corporations
- (c) Other Government Institutions
- (d) Other Local Authorities
- (e) Money Market Funds
- (f) Bills of Exchange which have been accepted by authorised institutions
- (g) United Kingdom Gilt-edged Securities
- (h) Negotiable instruments such as Certificates of Deposit, Treasury Bills and Corporate Bonds
- (i) Approved Country limit. The Council has determined that it will only use approved counterparties from the UK and from countries with a minimum sovereign credit rating of AA+. The list of countries that qualify using this credit criteria as at the date of this report are shown in Annex D Treasury Management Practice, TMP1 Risk Management, b) Approved Countries for Investments. This list will be added to, or deducted from, by officers should ratings change in accordance with this policy.
- (j) Pooled Funds – Multi Asset Income funds, bond funds and property funds.

This (Pooled Funds) will represent a new class of investment available for the Council.

Total investments with any one institution shall not exceed £5m, except for the Debt Management Office (DMO). An unlimited amount can be deposited with the DMO. The DMO is probably the most secure institution that the Council can invest its funds with. By increasing the limit to unlimited this will avoid investment of short term surplus cash in less secure counterparties.

Total investments of over 365 days shall not exceed £5m in total.

The Council's operational bank account is currently provided by Barclays Bank.

3.2.5 Use of additional information other than credit ratings.

Additional requirements under the Code require the Council to supplement credit rating information. Whilst the above criteria rely primarily on the application of credit ratings to provide a pool of appropriate counterparties for officers to use, additional operational market information will be applied before making any specific investment decision from the agreed pool of counterparties. This additional market information (for example Credit Default Swaps, negative rating Watches/Outlooks) will be applied to compare the relative security of differing investment counterparties.

3.3 Specified investments/unspecified investments

3.3.1 Investments are categorised as specified and non-specified investments.

Specified investments defined by DLUHC guidance as those:

- Denominated in pound sterling,
- Due to be repaid within 12 months of arrangements,
- Not defined as capital expenditure by legislation,
- Invested with one of:
 - The UK Government
 - A UK local authority, parish council, or community council, or
- A body or investment scheme of “high credit quality”

The Council now defines “high credit quality” organisations as those having a minimum sovereign credit rating of AA+.

Non-specified investments - those with less high credit quality, those for periods in excess of one year, and/or are more complex instruments which require greater consideration by Members and officers before being authorised for use. Once an investment is classed as non-specified, it remains non-specified all the way through to maturity.

3.3.2 The Council does not currently hold any non-specified investments. The Council is setting a limit of £5m for non-specified investments to allow for use of non-specified investments, should it be considered appropriate to use these in the future and so the Council is not restricted by the strategy. Non-specified investments will be limited to long-term investments, i.e. those that are due to mature 365 days or longer from the date of arrangements, and instruments that are more complex such as diversified or property funds.

3.4 Country and sector limits

Due care will be taken to consider the country, group, and sector exposure of the Council’s investments. This report is requesting that the Council will only use approved counterparties from countries with a minimum sovereign credit rating of AA+ from rating agencies.

Total investments with any one group shall not exceed £5m.

Sector limits will be monitored regularly for appropriateness.

3.5 Investment Strategy

3.5.1 **In-house funds.** Investments will be made with reference to the core balance and cash flow requirements and the outlook for short-term interest rates (i.e. rates for investments up to 12 months). Greater returns are usually obtainable by investing for longer periods. While most cash balances are required in order to manage the ups and downs of cash flow, where cash sums can be identified that could be invested for longer periods the value to be obtained from longer term investments will be carefully assessed.

- If it is thought that Bank Rate is likely to rise significantly within the time horizon being considered, then consideration will be given to keeping most investments as being short term or variable.
- Conversely, if it is thought that Bank Rate is likely to fall within that time period, consideration will be given to locking in higher rates currently obtainable, for longer periods.

- **Investment returns expectations.**

LINK GROUP FORECASTS

We now expect the MPC will keep Bank Rate at 5.25% for the first half of 2024 to combat on-going inflationary and wage pressures. We do not think that the MPC will increase Bank Rate above 5.25%, but it is possible.

- 3.5.2 Table 7 below shows the forecast investment earnings rates for returns on investments placed for periods up to about three months during each financial year are as follows:

Table 7 – Forecast Investment Rates

Average earnings in each year	Now	Previously
2023/24 (residual)	5.30%	5.30%
2024/25	4.70%	4.70%
2025/26	3.20%	3.00%
2026/27	3.00%	2.80%
2027/28	3.25%	3.05%
Years 6 to 10	3.25%	3.05%
Years 10+	3.25%	3.05%

As there are so many variables at this time, caution must be exercised in respect of all interest rate forecasts.

Year	Average Return
2022/23	2.00%
2023/24	2.00%
2024/25	1.50%
2025/26	1.25%

- 3.5.3 **Investment treasury indicator and limit - Total principal funds invested for greater than 365 days.** This limit is set with regard to the Council's liquidity requirements and to reduce the need for early sale of an investment. It is based on the availability of funds beyond each year-end. The Council's investment treasury indicator and limit for 2024/25 is to be £5m.

3.6 **Investment Liquidity**

In consultation with the external treasury advisors, the Council will review its balance sheet position, level of reserves and cash requirements in order to determine the length of time for which investments can be prudently committed. Investments will be

placed at a range of maturities, including having money on-call in order to maintain adequate liquidity.

3.7 External Fund Manager

External fund managers can be appointed to manage a portfolio of investments. The Council currently has no funds externally managed and is unlikely to do so in the short to medium term.

3.8 End of year investment report

At the end of the financial year, the Council will report on its investment activity as part of its Annual Treasury Report.

4 MINIMUM REVENUE PROVISION (MRP) STATEMENT

4.1 An underpinning principle of the local authority financial system is that all capital expenditure has to be financed either from capital receipts, capital grants (or other contributions) or eventually from revenue. The amount charged to the revenue budget for the capital expenditure is known as Minimum Revenue Provision (MRP), although there has been no statutory minimum since 2008.

4.2 The Local Government Act 2003 requires the Council to have regard to the Department for Levelling Up, Housing and Communities (DLUHC) 'Guidance on Minimum Revenue Provision'. The latest guidance was issued in February 2018.

4.3 The broad aim of the DLUHC Guidance is to ensure a prudent provision is made from revenue over time to cover the total amount of capital expenditure needed to be met from revenue. A prudent provision is considered to be, where the period over which MRP is charged is aligned to the period over which the capital expenditure provides benefits (asset life). MRP cannot be negative and can only be zero if the CFR is nil or negative, or if the charge is fully reduced by reversing previous overpayments. A maximum asset life of 50 years can be used, unless in the opinion of an appropriately qualified professional advisor the life of the asset is expected to exceed 50 year.

4.4 The DLUHC Guidance requires the Council to approve an Annual MRP Statement each year and recommends a number of options for calculating a prudent amount of MRP. However, the guidance gives flexibility in how MRP is calculated, providing the calculation is 'prudent'. The following policy included in the statement incorporates options recommended in the Guidance as well as locally determined prudent methods.

4.5 In accordance with the latest DLUHC Guidance, for capital expenditure financed by borrowing, the Council has four broad options:

- The 4% reducing balance method.
- The straight line asset life method
- The annuity asset life method
- The Depreciation method.

4.6 Minimum Revenue Provision Policy

4.7 Regulation 28 of the 2003 Regulations requires the Council to calculate in each financial year a prudent provision to ensure that debt is repaid over a period that is reasonably commensurate with that over the capital expenditure provides benefits (asset life).

- 4.8 For pre 2008 supported borrowing, the Council has moved to a 50 year Annuity method, charging MRP based on a corresponding 50 year PWLB borrowing rate. This is more prudent than the previous 4% reducing balance as this calculation extends to over 300 years.
- 4.9 For post 2008 it is proposed that unsupported borrowing, and any new borrowing, MRP will be calculated as follows:
- For assets with a life of 10 years or less, the straight line asset life method (as is currently the case).
 - For assets with a life in excess of 10 years, the annuity asset life method will be used.
- 4.10 The asset life method calculation requires estimated useful lives of assets to be input into the calculations. These life periods will be determined by the Chief Financial Officer (S151), with regard to the statutory guidance and advice from professional valuers if required.
- 4.11 The annuity rate used for the MRP charge will be the Public Works Loans Board (PWLB) certainty rate on the date the capital expenditure is incurred, where a one-off capital payment is made i.e. for in District investment properties for regeneration purposes. For all other capital expenditure funded from borrowing, where the expenditure is incurred over a period of time, the average annual PWLB certainty rate for the financial year will be used.
- 4.12 The Chief Financial Officer (S151) may also determine that if, in their opinion, the straight line method is more prudent for an asset with a life in excess of 10 years then this option may be used.
- 4.12.1 MRP will not be charged until the later of; the year after capital expenditure is incurred or the year after the asset becomes operational.
- 4.13 Capital Receipts from the sale of investment properties funded as prudential borrowing will be used to reduce the Capital Financing Requirement by the outstanding prudential borrowing for the asset sold.
- 4.14 No MRP will be charged for assets in the Housing Revenue Account.
- 4.15 Voluntary Revenue Provision (VRP) may be made at the discretion of the S151 Officer.
- 4.16 For leases that are included on the balance sheet the MRP charge will be the same as the principal repayment on the lease.
- 4.17 Where loans are made to third parties for their capital expenditure, no MRP will be charged. However, the capital receipts generated by the annual repayments on those loans will be put aside to repay debt instead.

Annex A Prudential Indicators

Prudential Indicators of Affordability

The Council is required to consider all of its available resources in the medium term (usually defined as three years) together with total plans for expenditure. Any known significant variations beyond this timeframe also need to be taken into account.

The Prudential indicators for affordability are as follows:

- a) Estimate of the ratio of financing costs to the net revenue stream for the next three years split between the Housing Revenue Account and the General Fund

For the next three years the Council is required to calculate an estimated ratio of its financing costs to net revenue stream for both the General Fund and the Housing Revenue Account (HRA). For the HRA this is calculated by dividing the HRA capital financing costs by the total estimated Council Dwelling Income. For the General Fund this is calculated by dividing the General Fund capital financing costs by the estimated Council Tax Receipt plus Central Government Grants.

The suggested indicators for the next three years are displayed in Table 1 below.

Table 1 – Ratio of financing costs to net revenue stream for the Housing Revenue Account and General Fund.

	2024/2025 %	2025/2026 %	2026/2027 %
Housing Revenue Account	8.22	8.47	8.59
General Fund	25.85	33.90	39.52

The General Fund indicators are based on best estimates for NNDR. These will be updated to reflect final MTFS for Cabinet in February. The Ratio for the General Fund increases from 2025/26 as a result of reduced Government funding and increased MRP charges due to Capital Programme Developments.

Table 2 – Ratio of financing costs to net revenue stream for the General Fund including Investment Property income.

	2024/2025 %	2025/2026 %	2026/2027 %
General Fund	0.48	1.27	5.78

The investment properties have significant financing costs. However, these financing costs are significantly more than offset by the income they generate.

- b) Estimate of the incremental impact of capital investment decisions on the Council Tax and Rent Levels

Authorities are required to estimate for the next three years the impact on the Council Tax (General Fund) and Rent levels (HRA) of the capital programme including running costs and financing costs. These indicators have been prepared using the revised Capital Programme, on the same agenda as this report.

The suggested indicators for the incremental impact for the next three years are shown in Table 3 below.

Table 3 - Incremental Impact of capital investment decisions on Council Tax and Rent Levels

	2024/2025 %	2025/2026 %	2026/2027 %
General Fund (Band D)	32.43	29.62	27.86
HRA (52 weeks)	0	0	0

Table 3 includes Minimum Revenue Provision (MRP) and interest payable as the incremental charges for capital investment funded by borrowing. MRP is not charged until the later of i) the year following purchase or ii) the year the asset becomes operational. Therefore, the MRP charges are included in the calculations in the year it is estimated the MRP charges will be made. The ratio for the General Fund is calculated by estimating the interest payable on the average capital borrowing requirement plus the MRP charges and dividing this by the estimated number of band D equivalents

There is not anticipated to be any new borrowing for the HRA between 2024/25 – 2026/27.

c) Net borrowing and the Capital Financing Requirement split between the General Fund and the Housing Revenue Account

In order to ensure that in the medium term borrowing is only undertaken for capital purposes, local authorities are required to ensure that external borrowing does not exceed, except in the short term, the total of their capital financing requirement over the planning period. In broad terms the capital financing requirement reflects an authority's need to borrow for capital purposes and is a measure of the assets contained on the balance sheet which have as yet not been fully financed, i.e. there is still some indebtedness outstanding.

It is necessary to estimate the capital financing requirement at the end of the forthcoming year and the subsequent two years for both the Housing Revenue Account and General Fund activities. These are presented in Table 4 below.

Table 4 – Estimates of Capital Financing Requirement.

	31st March 2025	31st March 2026	31st March 2027
	£m	£m	£m
Housing Revenue Account	80.061	80.061	80.061
General Fund	108.878	120.569	116.634
Total	188.939	200.630	196.695

d) Capital Expenditure

Estimates of capital expenditure for the next three years split between the General Fund and the Housing Revenue Account

The estimated total capital expenditure per year for 2024/25 to 2026/27, as detailed in the Capital Programme Report approved by Cabinet on the 19th February 2024, is shown below in Table 5:

Table 5 – Housing Revenue Account and General Fund Capital Expenditure estimates.

	2024/2025	2025/2026	2026/2027
	£m	£m	£m
Housing Revenue Account	25.030	18.342	18.474
General Fund	53.027	19.819	5.860
Total	78.057	38.161	24.334

External Debt

e) Authorised Limit

For the next three years the authority is required to set an authorised limit for its total external debt, gross of investments. This is calculated by taking into account current external debt, new borrowing for loans which mature or for capital purposes and the need to borrow on a short term basis to cover for temporary shortfalls in revenue income and expenditure.

The future authorised limits for the next three years are contained in Table 6 below.

Table 6 – Authorised Limits for External Debt

	2024/2025	2025/2026	2026/2027
	£m	£m	£m
Borrowing	250	224	216

f) Operational Boundary

As well as an authorised limit the local authority must also set an operational boundary for its external debt for the next three years. The operational boundary is based on the most likely or prudent but not worst case scenario in relation to cash flow.

The future Operational Boundary for the next three years is shown in Table 7.

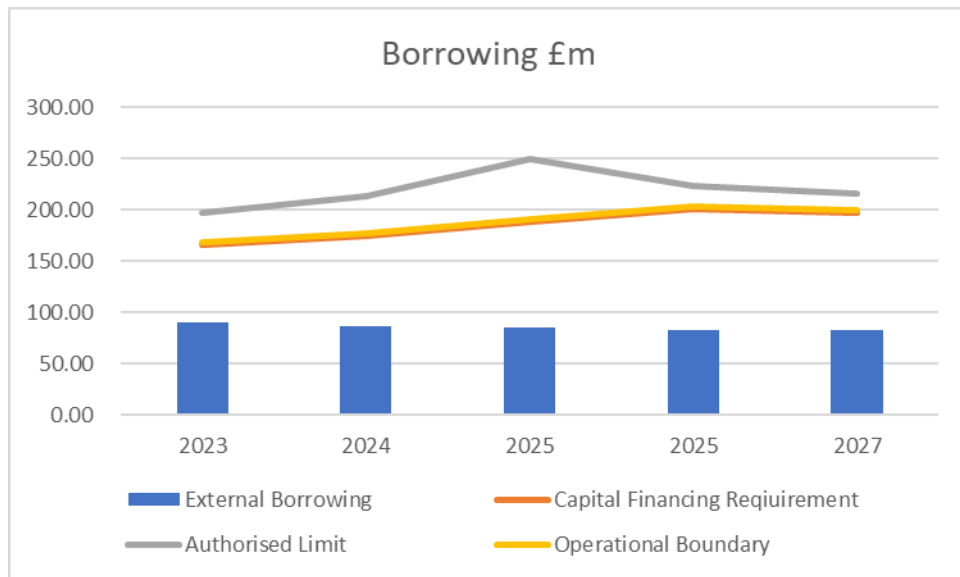
Table 7 – Operational Boundary for External Debt

	2024/2025	2025/2026	2026/2027
	£m	£m	£m
Borrowing	191	203	199

g) Comparison of External Debt to Capital Financing Requirement, Operational Boundary and Authorised Limit

Table 8 below shows the gap between the existing external debt to the Capital Financing Requirement, Operational Boundary and Authorised Limit

Table 8 – Borrowing



Prudential Indicators for Treasury Management

The prudential indicators for prudence have to be set taking into account those relating to affordability as outlined above and are as follows:

Treasury Management

a) Interest rate exposure

Local authorities are required to set limits for the next three years for the upper limits on exposure to the effects of changes in interest rates. The indicators relate to both fixed and variable rate interest and are net of any investments.

Depending on the level of interest rates and their expected movement in the year, the Council may take up all of its new borrowings in the form of either fixed or variable rate debt. The figures in Table 8 give the following maximum levels, when compared to the authorised limit, of exposure to fixed and variable interest rates, which are prudent limits for the forthcoming years:

Table 8 - Interest Rate Exposure

Principal Outstanding	2024/2025	2025/2026	2026/2027
	£m	£m	£m
Fixed Rates	250.0	224.0	216.0
Variable Rates (No more than 40% of the operational boundary).	100.0	89.6	86.4

b) Maturity Structure of borrowing

For the next three years the authority is required to set both lower and upper limits for the maturity structure of its borrowing. This indicator relates only to

fixed rate debt and is therefore a measure of the longer-term exposure to interest rate risk.

Table 9 shows the proposed lower and upper limits for all three years, given the current structure of the Council's debt portfolio:

Table 9 - Maturity Structure of Debt

Maturity Structure of Fixed Rate Borrowing	Forecast Position for 31/03/2024	Lower Limit %	Upper Limit %
Under 12 Months	3.65%	0%	10%
Under 24 Months	6.75%	0%	15%
Under 5 years	7.15%	0%	20%
Under 10 years	20.39%	0%	25%
Under 20 years	31.72%	0%	40%
Under 30 years	37.38%	0%	50%
Under 40 years	74.75%	0%	80%
Under 50 years	100.00%	0%	100%
50 Years and Above	0.00%	0%	0%

c) Principal sums invested for more than 364 days

Where a local authority invests or plans to invest for periods of more than 364 days it must set an upper limit for each year for the maturity of such investments. The purpose of setting this limit is to contain any exposure to losses, which might arise in the event of having to seek early repayment of the investment and / or adverse movements in shorter-term interest rates.

It is suggested that the use of longer-term investments be limited to a maximum of £5m in each of the next three years to tie in with the Council's already approved policy of not investing more than £5m with any one bank or building society at the same time.

Annex B Council's current treasury portfolio position

Table 1 - Current Debt and Investment Portfolio Position 31st December 2023

Maturity Structure of Fixed Rate Borrowing	Amount £m	Forecast Position for 31/03/2024	Lower Limit %	Previous Upper Limit %	Revised Upper Limit %
Under 12 Months	3.227	3.65%	0%	10%	10%
Under 24 Months	5.963	6.75%	0%	15%	15%
Under 5 years	6.314	7.15%	0%	20%	20%
Under 10 years	18.009	20.39%	0%	25%	25%
Under 20 years	28.009	31.72%	0%	40%	40%
Under 30 years	33.009	37.38%	0%	50%	50%
Under 40 years	66.009	74.75%	0%	80%	80%
Under 50 years	88.309	100.00%	0%	100%	100%
50 Years and Above	0.000	0.00%	0%	0%	0%

Table 2 – Council Loans at the 31st December 2023

External Borrowing	£m
Fixed Rate PWLB	56.309
Fixed Rate Other Loans (Banks)	15.000
LOBO Loans	17.000
Total Gross External Debt	88.309
Money Market Funds	-19.050
Call Accounts	-2.377
Fixed Term Deposits	-33.500
Total Treasury Investments	-54.927
Total Net External Debt	33.382

Table 3 – Council Money Market Fund investments as at the 31st December 2023

N.B. for all of these investments the Authority is classed as professional investor under MIFID II regulation.

Money Market Fund	£m
Aberdeen GBP Liquidity Fund	5.000
Insight Sterling Liquidity Fund	4.050
Federated Short Term	5.000
Aviva GBP Luquidity Fund	5.000
Total	19.050

Table 4 – Council Call Account Investments as at 31st December 2023

Call Accounts	£m
Barclays Bank	2.274
Handelsbanken	0.103
Total	2.377

Table 5 – Council Term Deposit Investments as at 31st December 2023

Fixed Term Deposits	£m
Wakefield Metropolitan Borough Council	5.000
Cheltenham Borough Council	5.000
Gloucester City Council	1.500
Barnsley MBC	5.000
Halton Borough Council	5.000
West Berkshire District Council	2.000
Lancashire County Council	5.000
South Ayrshire Council	5.000
Total	33.500

Annex C - Prospects for interest rates

The Council has appointed Link Group as its treasury advisor and part of their service is to assist the Council to formulate a view on interest rates. Link provided the following forecasts on 07 November 2023. These are forecasts for PWLB certainty rates, (gilt yields plus 80 bps).

Link Group Interest Rate View		07.11.23											
	Dec-23	Mar-24	Jun-24	Sep-24	Dec-24	Mar-25	Jun-25	Sep-25	Dec-25	Mar-26	Jun-26	Sep-26	Dec-26
BANK RATE	5.25	5.25	5.25	5.00	4.50	4.00	3.50	3.25	3.00	3.00	3.00	3.00	3.00
3 month ave earnings	5.30	5.30	5.30	5.00	4.50	4.00	3.50	3.30	3.00	3.00	3.00	3.00	3.00
6 month ave earnings	5.60	5.50	5.40	5.10	4.60	4.10	3.60	3.40	3.10	3.10	3.10	3.10	3.10
12 month ave earnings	5.80	5.70	5.50	5.20	4.70	4.20	3.70	3.50	3.30	3.30	3.30	3.30	3.30
5 yr PWLB	5.00	4.90	4.80	4.70	4.40	4.20	4.00	3.80	3.70	3.60	3.50	3.50	3.50
10 yr PWLB	5.10	5.00	4.80	4.70	4.40	4.20	4.00	3.80	3.70	3.70	3.60	3.60	3.50
25 yr PWLB	5.50	5.30	5.10	4.90	4.70	4.50	4.30	4.20	4.10	4.10	4.00	4.00	4.00
50 yr PWLB	5.30	5.10	4.90	4.70	4.50	4.30	4.10	4.00	3.90	3.90	3.80	3.80	3.80

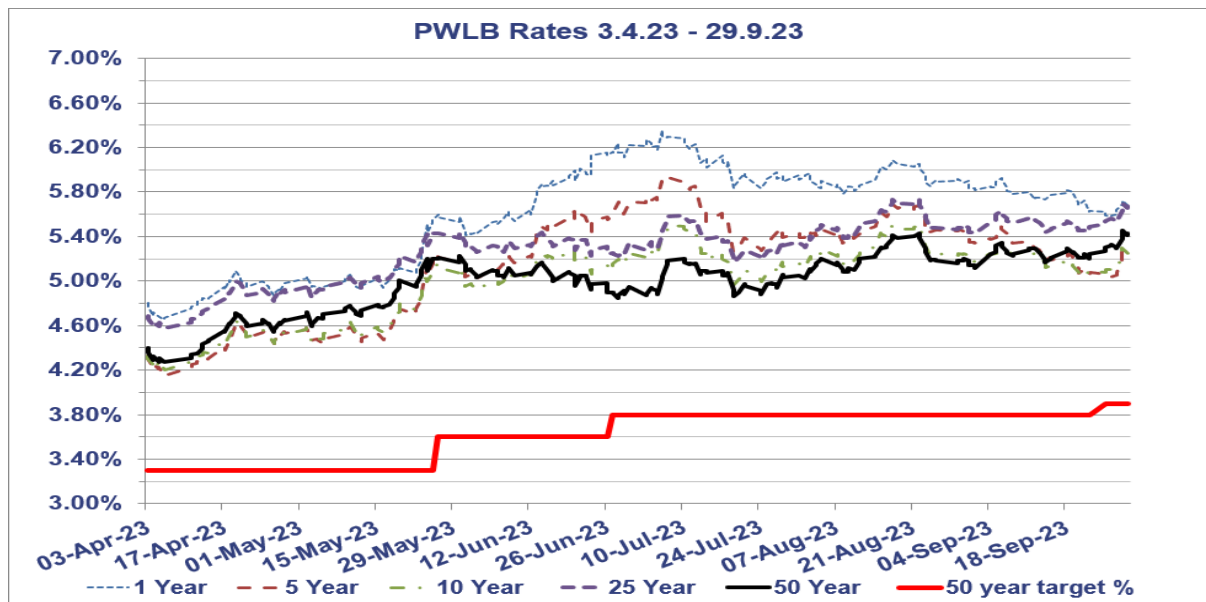
ECONOMIC BACKGROUND

- The first half of 2023/24 saw:
 - Interest rates rise by a further 100bps, taking Bank Rate from 4.25% to 5.25% and, possibly, the peak in the tightening cycle.
 - Short, medium and long-dated gilts remain elevated as inflation continually surprised to the upside.
 - CPI inflation falling from 8.7% in April to 6.7% in September, its lowest rate since February 2022, but still the highest in the G7.
 - Core CPI inflation declining to 6.1% in September from 7.1% in April and May, a then 31 years high.
 - A cooling in labour market conditions, but no evidence yet that it has led to an easing in wage growth (as the 3myy growth of average earnings rose by 7.8% for the period June to August, excluding bonuses).
- The registering of 0% GDP for Q3 suggests that underlying growth has lost momentum since earlier in the year. Some of the weakness in July was due to there being almost twice as many working days lost to strikes in July (281,000) than in June (160,000). But with output falling in 10 out of the 17 sectors, there is an air of underlying weakness.
- As the growing drag from higher interest rates intensifies over the next six months, we think the economy will continue to lose momentum and soon fall into a mild recession. Strong labour demand, fast wage growth and government handouts have all supported household incomes over the past year. And with CPI inflation past its peak and expected to decline further, the economy has got through the cost-of- living crisis without recession. But even though the worst of the falls in real household disposable incomes are behind us, the phasing out of financial support packages provided by the government during the energy crisis means real incomes are unlikely to grow strongly. Higher interest rates will soon bite harder too. We expect the Bank of England to keep interest rates at the probable peak of 5.25% until the second half of 2024. Mortgage rates are likely to stay above 5.0% for around a year.
- But the cooling in labour market conditions still has not fed through to an easing in wage growth. The headline 3myy rate rose 7.8% for the period June to August, which meant UK wage growth remains much faster than in the US and in the Euro-zone. Moreover, while the Bank of England's closely watched measure of regular annual average total pay growth for the private sector was 7.1% in June to August 2023, for the public sector

this was 12.5% and is the highest total pay annual growth rate since comparable records began in 2001. However, this is affected by the NHS and civil service one-off non-consolidated payments made in June, July and August 2023. The Bank of England's prediction was for private sector wage growth to fall to 6.9% in September.

- In its latest monetary policy meeting on 06 November, the Bank of England left interest rates unchanged at 5.25%. The vote to keep rates on hold was a split vote, 6-3. It is clear that some members of the MPC are still concerned about the stickiness of inflation.
- Like the US Fed, the Bank of England wants the markets to believe in the higher for longer narrative. In terms of messaging, the Bank once again said that “further tightening in monetary policy would be required if there were evidence of more persistent inflationary pressures”, citing the rise in global bond yields and the upside risks to inflation from “energy prices given events in the Middle East”. So, like the Fed, the Bank is keeping the door open to the possibility of further rate hikes. However, it also repeated the phrase that policy will be “sufficiently restrictive for sufficiently long” and that the “MPC’s projections indicate that monetary policy is likely to need to be restrictive for an extended period of time”. Indeed, Governor Bailey was at pains in his press conference to drum home to markets that the Bank means business in squeezing inflation out of the economy.
- This narrative makes sense as the Bank of England does not want the markets to decide that a peak in rates will be soon followed by rate cuts, which would loosen financial conditions and undermine its attempts to quash inflation. The language also gives the Bank of England the flexibility to respond to new developments. A rebound in services inflation, another surge in wage growth and/or a further leap in oil prices could conceivably force it to raise rates in the future.

In the table below, the rise in gilt yields across the curve as a whole in 2023/24, and therein PWLB rates, is clear to see.



	1 Year	5 Year	10 Year	25 Year	50 Year
Low	4.65%	4.14%	4.20%	4.58%	4.27%
Date	06/04/2023	06/04/2023	06/04/2023	06/04/2023	05/04/2023
High	6.36%	5.93%	5.51%	5.73%	5.45%
Date	06/07/2023	07/07/2023	22/08/2023	17/08/2023	28/09/2023
Average	5.62%	5.16%	5.01%	5.29%	5.00%
Spread	1.71%	1.79%	1.31%	1.15%	1.18%

The peak in medium to longer dated rates has generally arisen in August and September and has been primarily driven by continuing high UK inflation, concerns that gilt issuance may be too much for the market to absorb comfortably, and unfavourable movements in US Treasuries.

The S&P 500 and FTSE 100 have struggled to make much ground through 2023.

CENTRAL BANK CONCERNS –

Currently, the Fed has pushed up US rates to a range of 5.25% to 5.5%, whilst the MPC followed by raising Bank Rate to 5.25%. EZ rates have also increased to 4% with further tightening a possibility.

Ultimately, however, from a UK perspective it will not only be inflation data but also employment data that will mostly impact the decision-making process, although any softening in the interest rate outlook in the US may also have an effect (just as, conversely, greater tightening may also).

Annex D Treasury Management Practices

TMP1 RISK MANAGEMENT

a) GENERAL STATEMENT

The DLUHC issued Investment Guidance in 2018, and this forms the structure of the Council's policy below.

The key intention of the Guidance is to maintain the current requirement for councils to invest prudently, and that priority is given to security and liquidity before yield. In order to facilitate this objective the guidance requires this Council to have regard to the CIPFA publication Treasury Management in the Public Services: Code of Practice and Cross-Sectoral Guidance Notes. This Council adopted the Code on 04/03/2019 and will apply its principles to all investment activity. In accordance with the Code, the Corporate Finance Manager has produced its treasury management practices (TMPs). This part, TMP 1(1), covering investment counterparty policy requires approval each year.

Environmental, Social and Governance (ESG)

This Authority has always followed a Security, Liquidity and Yield (SLY) policy for its treasury management investments with security being the most important as the Council needs to be as certain as possible when an investment is made that the amount invested is returned when due. Liquidity is important because the Council needs cash to deliver its day to day activities therefore treasury officers have to determine how much should be invested in call accounts where daily access is available and how much is invested in term accounts where the money is only available on maturity. Finally yield, which is the least important of the three, will only be considered after the security and liquidity requirements have been satisfied. For example if the Council had an opportunity to invest a sum of money and there were two investment opportunities and each of these both met the security and liquidity criteria then in this scenario the investment that pays the greatest yield will be chosen.

The Council will consider an organisation's ESG credentials when it has to choose between counterparties that both have similar SLY criteria.

Annual Investment Strategy - The key requirements of both the Code and the investment guidance are to set an annual Investment Strategy, as part of its annual Treasury Management Strategy for the following year, covering the identification and approval of following:

- The strategy guidelines for choosing and placing investments, particularly non-specified investments.
- The principles to be used to determine the maximum periods for which funds can be committed.
- Specified investments that the Council will use. These are high security (i.e. high credit rating, although this is defined by the Council, and no guidelines are given), and high liquidity investments in sterling and with a maturity of no more than a year.
- Non-specified investments, clarifying the greater risk implications, identifying the general types of investment that may be used and a limit to the overall amount of various categories that can be held at any time.

The investment policy proposed for the Council is:

Strategy guidelines – The main strategy guidelines are contained in the body of the treasury strategy statement.

Specified investments – These investments are sterling investments of not more than one-year maturity, or those which could be for a longer period but where the Council has the right to be repaid within 12 months if it wishes. These are considered low risk assets where the possibility of loss of principal or investment income is small. These would include sterling investments which would not be defined as capital expenditure with:

1. The UK Government (such as the Debt Management Account deposit facility, UK treasury bills or a gilt with less than one year to maturity).
2. Supranational bonds of less than one year’s duration.
3. A local authority, housing association, parish council or community council.
4. Pooled investment vehicles (such as money market funds) that have been awarded a high credit rating by a credit rating agency. For category 4 this covers pooled investment vehicles, such as money market funds, rated AAA by at least two of the three main rating agencies i.e. Standard and Poor’s, Moody’s and / or Fitch rating agencies.
5. A body that is considered of a high credit quality (such as a bank or building society for category 5 this covers bodies with a minimum Short Term rating of Standard and Poor’s P-2 or the Moody’s and Fitch equivalent).

Within these bodies, and in accordance with the Code, the Council has set additional criteria to set the time and amount of monies which will be invested in these bodies. These criteria are a maximum investment of £5m in any one institution and a maximum duration of up to 1 year or duration as advised by our treasury management advisers.

Non-specified investments – are any other type of investment (i.e. not defined as specified above). The identification and rationale supporting the selection of these other investments and the maximum limits to be applied are set out below. Non-specified investments would include any sterling investments with:

	Non Specified Investment Category	Limit (£)
a.	<p>Supranational bonds greater than 1 year to maturity</p> <p>(a) Multilateral development bank bonds - These are bonds defined as an international financial institution having as one of its objects economic development, either generally or in any region of the world (e.g. European Reconstruction and Development Bank etc.).</p> <p>(b) A financial institution that is guaranteed by the United Kingdom Government (e.g. National Rail)</p> <p>The security of interest and principal on maturity is on a par with the Government and so very secure. These bonds usually provide returns above equivalent gilt edged securities. However the value of the bond may rise or fall before maturity and losses may accrue if the bond is sold before maturity.</p>	<p>AAA long term ratings</p> <p>£5m</p> <p>£5m</p>
b.	<p>Gilt edged securities with a maturity of greater than one year. These are Government bonds and so provide the highest security of interest and the repayment of principal</p>	£5m

	on maturity. Similar to category (a) above, the value of the bond may rise or fall before maturity and losses may accrue if the bond is sold before maturity.	
c.	The Council's own banker if it fails to meet the basic credit criteria. In this instance balances will be minimised as far as is possible.	£250k

NOTE 1. This Authority will seek further advice on the appropriateness and associated risks with investments in these categories.

Within category c, and in accordance with the Code, the Council has developed additional criteria to set the overall amount of monies which will be invested in this body. The intention will be to keep overnight balances to a minimum. Any balance on this account will be when the Authority has not had the opportunity to transfer balances to an approved counterparty.

The monitoring of investment counterparties - The credit rating of counterparties will be monitored regularly. The Council receives credit rating information (changes, rating watches and rating outlooks) from Link Asset Services as and when ratings change, and counterparties are checked promptly. On occasion ratings may be downgraded when an investment has already been made. The criteria used are such that a minor downgrading should not affect the full receipt of the principal and interest. Any counterparty failing to meet the criteria will be removed from the list immediately by the Section 151 Officer, and if required new counterparties which meet the criteria will be added to the list.

b) APPROVED COUNTRIES FOR INVESTMENTS

This list is based on those countries which have sovereign ratings of AA+. The Authority will continue to invest with counterparties in the UK despite the UK only currently having an AA- rating.

Based on lowest available rating

AAA

- Australia
- Denmark
- Germany
- Netherlands
- Norway
- Singapore
- Sweden
- Switzerland

AA+

- Canada
- Finland
- U.S.A.

THIS LIST IS AS AT 2.12.2023

c) TREASURY MANAGEMENT SCHEME OF DELEGATION

(i) Full Council

- receiving and reviewing reports on treasury management policies, practices and activities;
- approval of annual strategy.

(ii) Cabinet

- approval of/amendments to the organisation's adopted clauses, treasury management policy statement and treasury management practices;
- budget consideration and approval;
- approval of the division of responsibilities;
- receiving and reviewing regular monitoring reports and acting on recommendations;
- approving the selection of external service providers and agreeing terms of appointment.

(iii) Audit Committee

- reviewing the treasury management policy and procedures and making recommendations to the responsible body.

d) THE TREASURY MANAGEMENT ROLE OF THE SECTION 151 OFFICER

The S151 (responsible) officer *(see TM Code page 38 (iv))*

- recommending clauses, treasury management policy/practices for approval, reviewing the same regularly, and monitoring compliance;
- submitting regular treasury management policy reports;
- submitting budgets and budget variations;
- receiving and reviewing management information reports;
- reviewing the performance of the treasury management function;
- ensuring the adequacy of treasury management resources and skills, and the effective division of responsibilities within the treasury management function;
- ensuring the adequacy of internal audit, and liaising with external audit;
- recommending the appointment of external service providers.